

Synthetic Studies on Optically Active Schiff-base Ligands Derived from Condensation of 2-Hydroxyacetophenone and Chiral Diamines

Wen Tao Gao^{1,2} and Zhuo Zheng^{1,*}

¹ Department of Chemistry and Environmental science, Jinzhou Normal University, Jinzhou, 121003, P.R.China.

² Dalian Institute of Chemical Physics, Chinese Academy of Sciences, Dalian, 116023, P. R. China, Tel. (+086) 411 4663087, Fax (+086) 411 4686746

* Author to whom correspondence should be addressed; e-mail: zhengz@dicp.ac.cn

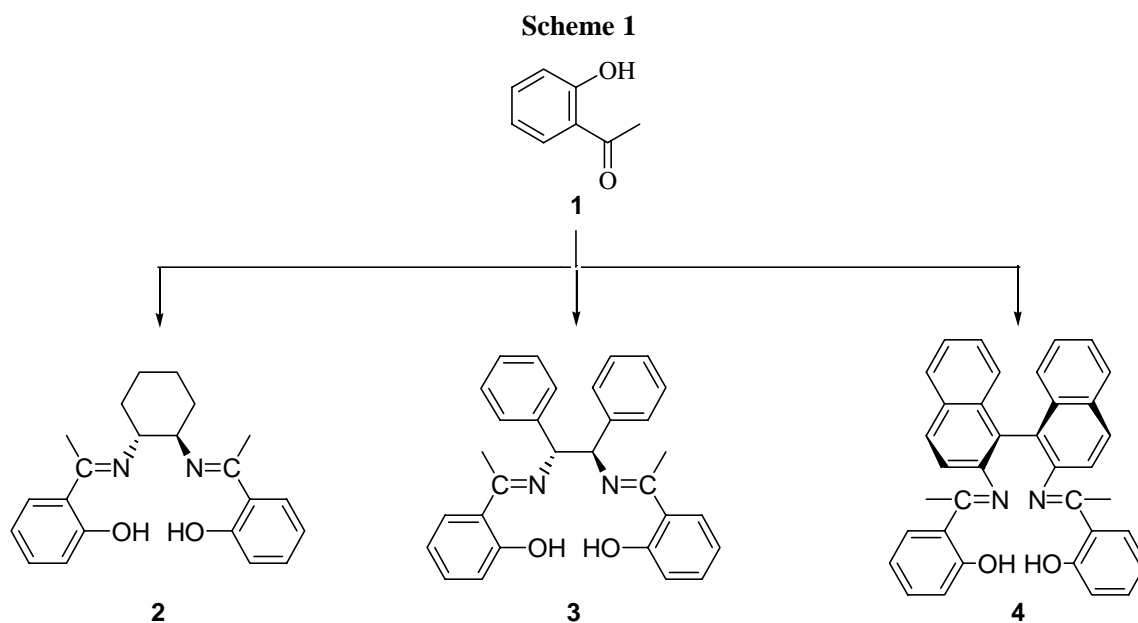
Received: 9 April 2002; in revised form: 2 July 2002 / Accepted: 10 July 2002 / Published: 31 July 2002

Abstract: Three optically active Schiff-base ligands have been prepared by condensation of 2-hydroxyacetophenone with (1R,2R)-(-)-1,2-diaminocyclohexane, (1S,2S)-(-)-1,2-diphenylethylenediamine or R-(+)-2,2'-diamino-1,1'-binaphthalene, respectively. The products have been characterized by their IR, ¹H- and ¹³C-NMR spectra.

Keywords: Schiff-base, ligands, 2-hydroxyacetophenone, chiral diamines

Introduction

Schiff-base ligands derived from salicylaldehyde and chiral amines have been widely applied in enantioselective cyclopropanation of styrenes [1], asymmetric aziridination of olefins [2], enantioselective epoxidation [2,3], enantioselective ring opening of epoxides [3,4], borohydride reduction of aromatic ketones [4], asymmetric oxidation of methyl phenyl sulfide [5], enantioselective oxidation of silyl enol [6] and trimethylsilylcyanation of benzaldehydes [4,7]. In particular the Merck company has successfully developed a process for the industrial manufacture of antibacterial drug Cilastatin using chiral copper (II) Schiff-base complexes derived from salicylaldehyde and chiral amine [8]. However, so far there have been few reports about the synthesis and application of Schiff-base ligands derived from 2-hydroxyacetophenone and chiral amines. In order to investigate the electronic, steric and geometric effect of a methyl group on an imine carbon on asymmetric catalytic reactions, 2-hydroxyacetophenone (**1**) was chosen to synthesize Schiff-base ligands **2**, **3**, **4** by the condensation with chiral diamines such as 1,2-diaminocyclohexane, 1,2-diphenylethylenediamine and 2,2'-diamino-1,1'-binaphthalene (Scheme 1).



Results and discussion

The Schiff-base ligand **2** was easily prepared in 70.5% yield by refluxing two equivalents of 2-hydroxyacetophenone (**1**) with (1R,2R)-(-)-1,2-diaminocyclohexane in anhydrous ethanol. Complete condensation of all primary amino groups is confirmed by the lack of N-H stretching

bands in the 3150-3450 cm^{-1} IR region and the presence of strong C=N stretching bonds. The ^1H -, ^{13}C -NMR, and infrared data for **2** are completely consistent with the formulation indicated in Scheme 1. After we failed to synthesize the Schiff-base ligands of 2-hydroxyacetophenone and chiral 1,2-diphenylethylenediamine and 2,2'-diamino-1,1'-binaphthalene using the method described above, we tried replacing the solvent anhydrous ethanol with butanol to increase the reaction temperature and adding 4-methylbenzenesulfonic acid as catalyst, but the expected products were still not obtained. Compounds **3** and **4** were finally obtained in 69.6% and 25.1% yield, respectively, by using activated alkaline aluminum oxide as dehydrating agent and anhydrous toluene as solvent.

Acknowledgements

We are grateful for the financial support provided by the National Natural Science Foundation of China (No.29933050).

Experimental

General

Melting points were determined on a YAZAWA instrument and are uncorrected. Infrared spectra were recorded as KBr pellets on a PERKIN-ELMER 683. NMR spectra were recorded on a BRUKER BRX 400 spectrometer and chemical shifts are expressed in ppm using TMS as internal standard. Elemental analysis was performed on a PE-2400 elemental analyzer.

Synthesis of *N,N'*-(1*R*,2*R*)-(-)-1,2-cyclohexylenebis(2-hydroxyacetophenonylideneimine) (**2**).

To a solution of (1*R*,2*R*)-(-)-1,2-diaminocyclohexane(140mg, 1.23mmol) in absolute ethanol (1mL) was added 2-hydroxyacetophenone **1** (334mg, 2.46mmol). The resulting mixture was then refluxed for 36 h. After cooling to room temperature, water (5mL) was added and the mixture stirred for 30 min, the yellow precipitate formed was filtered, washed with water and dried. Recrystallization from absolute ethanol afforded yellow needles (303mg, 70.5%); mp: 144-145°C; $[\alpha]_{\text{D}}^{24} = -788.12^\circ$ ($c = 1.1 \times 10^{-3}$ in CH_2Cl_2); IR (neat) cm^{-1} : 3060 (OH), 1618 (C=N); ^1H -NMR(CDCl_3): 16.40 (s, 2H, OH), 7.37-6.67 (m, 8H, Ar-H), 3.86 (dd, 2H, CH), 3.05 (s, 6H, CH_3), 1.92-1.46 (m, 8H, CH_2CH_2); ^{13}C -NMR (CDCl_3) (see Figure 1 for numbering system): 170.72 (C_7), 163.54 (C_2), 132.24 (C_4), 128.27 (C_6), 119.11(C_1), 118.36 (C_5), 117.00 (C_3), 62.84 (C_9), 32.23 (C_{10}), 24.06 (C_{11}), 14.25 (C_8); Anal.: Calcd. for $\text{C}_{22}\text{H}_{26}\text{N}_2\text{O}_2$: C, 75.40; H, 7.48; N, 7.99; Found: C, 75.25; H, 7.26; N, 7.85.

Synthesis of (1S,2S)-(-)-1,2-diphenylethylenebis(2-hydroxyacetophenonylideneimine) (3).

To a solution of (1S,2S)-(-)-1,2-diphenylethylenediamine (212mg, 1.00mmol) in absolute toluene (3mL) was added 2-hydroxyacetophenone **1** (272mg, 2.00mmol) and activated alkaline aluminum oxide (100mg, 0.98mmol). The resulting mixture was refluxed with stirring for 24 h. After the aluminum oxide was filtered off, the solvent was evaporated in *vacuo* to gave a yellow solid. Chromatography on silica (elution with 10% EtOAc/petroleum ether) afforded bright yellow crystals (312mg, 69.6%), mp: 173-175°C; $[\alpha]_D^{19} = -138.03^\circ$ (c=1 in CHCl₃); IR (neat) cm⁻¹: 3062 (OH), 1618(C=N); ¹H-NMR(CDCl₃): 16.06 (s, 2H, OH), 7.39-6.68 (m, 18H, Ar-H); 5.26 (s, 2H, CH), 2.26 (s, 6H, CH₃); ¹³C-NMR (CDCl₃) (see Figure 2): 172.35 (C₇), 162.79 (C₂), 139.16 (C₁₀), 132.38 (C₄), 128.33 (C₆), 127.97 (C_{11,12}), 127.48 (C₁₃), 119.58 (C₁), 118.18 (C₅), 117.41 (C₃), 71.01 (C₉), 15.16 (C₈); Anal.: Calcd. for C₃₀H₂₈N₂O₂: C, 80.33; H, 6.29; N, 6.25; Found: C, 80.12; H, 6.26; N, 6.10.

Synthesis of R-(+)-1,1'-binaphthalene-2,2'-diaminobis(2-hydroxyacetophenonylideneimine) (4).

To a solution of R-(+)-2,2'-diamino-1,1'-binaphthalene (284mg, 1.00mmol) in absolute toluene (3mL) was added 2-hydroxyacetophenone **1** (272mg, 2.00mmol) and activated alkaline aluminum oxide (125mg, 1.23mmol). The resulting mixture was refluxed with stirring for 72 h. After the aluminum oxide was filtered off, the solvent was evaporated in *vacuo* to gave a yellow solid. Chromatography on silica (10% EtOAc/petroleum ether) afforded bright yellow needles (118mg, 25.1%), mp: 262-264°; $[\alpha]_D^{18} = 15.87^\circ$ (c=0.232 in CHCl₃); IR (neat) cm⁻¹: 3065 (OH), 1618 (C=N); ¹H-NMR (CDCl₃): 15.58 (s, 2H, OH), 7.89-6.67 (m, 20H, Ar-H), 2.17 (s, 6H, CH₃); ¹³C-NMR (CDCl₃)(Figure 3): 170.65 (C₇), 161.40 (C₂), 143.27 (C₉), 133.07 (C₁₁), 132.63 (C₁₆), 131.29 (C₄), 128.86 (C₆), 128.50 (C₁₀), 128.23 (C₁₇), 126.70 (C₁₅), 125.60 (C₁₂), 125.50 (C₁₃), 125.21 (C₁₄), 121.50 (C₅), 119.66 (C₁), 117.99 (C₁₈), 117.69 (C₃), 18.05 (C₈); Anal.: Calcd. for C₃₆H₂₈N₂O₂: C, 83.05; H, 5.42; N, 5.38; Found: C, 83.01; H, 5.11; N, 5.13.

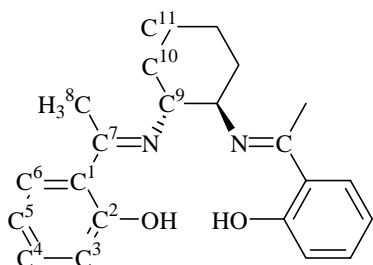


Fig.1 NMR numbering of ligand 2

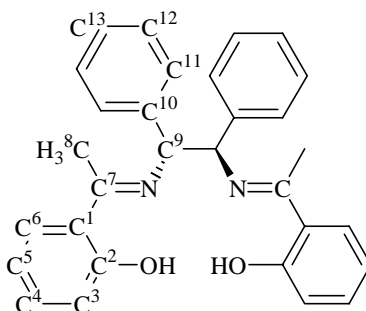


Fig.2 NMR numbering of ligand 3

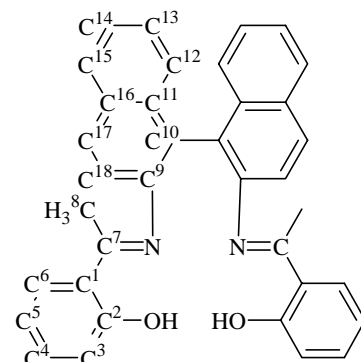


Fig.3 NMR numbering of ligand 4

References and Notes

1. (a) Zhang, J.X.; Zhou, Y.; Cai, G. Preparation of Schiff base-Cu complex and their application in the asymmetric synthesis of chrysanthemate, *J. Mol. Catal (China)*, **1997**, *11*, 41-44; (b) Holland, D.; Laidler, D.A.; Milner, D.J. Catalytic asymmetric synthesis of cyclopropane carboxylates: Ligand-reagent interaction in diazoacetate reactions catalysed by copper(II) species bearing sugar-Schiff base ligands, *J. Mol. Catal.*, **1981**, *11*, 119-127; (c) Chen, G.M.; Chen, F.; Zhou, C.. Synthesis of chiral copper(II) compounds and their application in asymmetric cyclopropanation of olefins, *Chem. J. Chin. Univ.*, **1995**, *16*, 216-219; (d) Qiu, M.; Liu, G.; Yao, X. Chiral copper (II)-Schiff base complexes as catalysts for asymmetric cyclopropanation of styrene, *Chin. J. Catal.*, **2001**, *22*, 77-80; (e) Li, C.; Zhang, W.; Yao, X. Synthesis of a new C₂-symmetric chiral Schiff base and its catalytic performance in asymmetric cyclopropanation, *Chin. J. Catal.*, **2000**, *21*, 77-80; (f) Li, Z.N.; Liu, G.; Zheng, Z. Asymmetric cyclopropanation of styrene catalyzed by Cu-(chiral Schiff-base) complexes, *Tetrahedron*, **2000**, *56*, 7187-7191
2. Kenneth J.O.; Shiow, J.W.; Cynthia J.B. Alkene aziridination and epoxidation catalyzed by chiral metal salen complexes, *Tetrahedron Lett.*, **1992**, *33*, 1001-1004
3. (a) Jacobsen, E.J.; Zhang, W.; Guler, M.L. Electronic tuning of asymmetric catalysts, *J. Am. Chem. Soc.*, **1991**, *113*, 6703-6704; (b) Jacobsen, E.J.; Zhang, W.; Muci, A.R. Highly enantioselective epoxidation catalysts derived from 1,2-diaminocyclohexane, *J. Am. Chem. Soc.*, **1991**, *113*, 7063-7064; (c) Kureshy, R.I.; Khan, N.H.; Abdi, S.T. Synthesis, Physico-chemical studies and solvent-dependent enantioselective epoxidation of 1,2-dihydronaphthalene catalyzed by chiral ruthenium(II) Schiff base complexes. I, *J. Mol. Catal.*, **1999**, *150*, 163-173; (d) Kureshy, R.I.; Khan, N.H.; Abdi, S.T. Synthesis, physico-chemical studies and solvent-dependent enantio-selective epoxidation of 1,2-dihydronaphthalene catalyzed by chiral ruthenium(II) Schiff base complexes. II, *J. Mol. Catal.*, **1999**, *150*, 175-183; (e) Rukhsana, I.K.; Noor-ul, H.K.; Sayed, H.R. Asymmetric epoxidation of styrene by novel chiral ruthenium(II) Schiff base complexes-Synthesis and characterization, *Tetrahedron: Asymmetry*, **1993**, *4*, 1693-1701; (f) Hosoya, N.; Hatayama, A.; Irie, R. Rational design of Mn-Salen epoxidation catalysts: Preliminary results, *Tetrahedron*, **1994**, *50*, 4311-4322; (g) Fernandez, I.; Pedro, J.R.; Salud, R. Aerobic catalytic epoxidation of unfunctionalized olefins using a new (Salen)manganese(III) complex bearing sesquiterpene salicylaldehyde derivative, *Tetrahedron*, **1996**, *52*, 12031-12038; (h) Kureshy, R.I.; Khan, N.H.; Abdi, S.T. Enantioselective catalytic epoxidation of nonfunctionalized prochiral olefins by dissymmetric chiral Schiff base complexes of Mn(III) and Ru(III) metal ions, *J. Mol. Catal.*, **1997**, *120*, 101-108; (i) Kureshy, R.I.; Khan,

- N.H.; Abdi, S.T. Synthesis, physicochemical studies and aerobic Enantioselective epoxidation of nonfunctionalized olefins catalyzed by new Co (II) chiral salen complexes, *J. Mol. Catal.*, **1997**, *121*, 25-31; (j) Kureshy, R.I.; Khan, N.H.; Abdi, S.T. Eenantioselective catalytic epoxidation of styrenes by iodosylbenzene using chiral ruthenium (II) Schiff base complexes, *J. Mol. Catal.*, **1995**, *96*, 117-122; (k) Kureshy, R.I.; Khan, N.H.; Abdi, S.H.R.; Patel, S.T.; Lyer, P. Asymmetric catalytic epoxidation of styrene by dissymmetric Mn(III) and Ru(III) chiral Schiff base complexes. Synthesis and physicochemical studies, *J. Mol. Catal.*, **1996**, *110*, 33-40.
- Kim, G.J.; Shin, J.H. Application of new unsymmetrical chiral Mn(III), Co(II,III) and Ti(IV) salen complexes in enantioselective catalytic reactions, *Cat. Lett.*, **1999**, *63*, 83-89
 - Sasaki, C.; Nakajima, K.; Kojima, M. Preparation and characterization of optically active quadridentate Schiff base-Titanium (IV) complexes and the catalytic properties of these complexes on asymmetric oxidation of methyl phenyl sulfide with organic hydro peroxides, *Bull. Chem. Soc. Jpn.*, **1991**, *64*, 1318-1324
 - Waldemar, A.; Rainer, T.; Veit, R.S. Synthesis of optically active carbonyl compounds by the catalytic, Enantioselective oxidation of silyl enol ethers and ketene acetals with (salen) manganese (III) complexes, *J. Am. Chem. Soc.*, **1998**, *120*, 708-714
 - Hayashi, M.; Inoue, T.; Miyamoto, Y., Asymmetric carbon-carbon bond formation reactions catalyzed by chiral Schiff base-Titanium alkoxide complexes, *Tetrahedron*, **1994**, *50*, 4385-4398
 - (a) Aratani, T.; Yoneyoshi, Y.; Nagase, T., *Tetrahedron Lett.*, **1975**, 1707; (b) *ibid.*, **1977**, 2599; (c) *ibid.*, **1982**, *23*, 685; (d) Aratani, T., *Pure Appl. Chem.*, **1985**, *57*, 1839

Sample Availability: Samples of the ligands **2** and **3** are available from the MDPI.